

The logo for SRA Reading Mastery. It features the letters 'SRA' in a small, colorful, blocky font at the top. Below it, the word 'Reading' is written in a large, blue, serif font with a white outline and a slight shadow. Underneath 'Reading', the word 'Mastery' is written in a similar blue, serif font with a white outline and a slight shadow.

**Correlated to the Utah Core Curriculum
Standards for Language Arts -
Grade 3**



19201 120th Avenue NE, Suite 100 Bothell, WA 98011 800.882.2502

U G A

T I A V USOE
() Y x N

G I G A : Dan Stockdale

A C () :

U

X C ()

	<i>T</i> <i>E</i> (<i>TE</i>) (, #,)	(, #,)		
<p>1.1: Develop language through listening and speaking.</p>				
<ul style="list-style-type: none"> Identify specific purpose(s) for listening (e.g., to gain information, to be entertained). 	<p>(Lesson.Exercise) 1.1-6, 2.1-6, 3.1-7, 4.1-6, 5.1-6, 6.1-6, 7.1-5, 8.1-5, 9.1-5, 10.1-3, 10 Special Project</p> <p>G : Lessons 1-140</p> <p>Lessons 1-140</p> <p>A : Lessons 1-15</p>	<p>A : Activities 1-33</p> <p>CD</p>		
<ul style="list-style-type: none"> Listen and demonstrate understanding by responding appropriately (e.g., follow multiple-step directions, restate, clarify, question, summarize). 	<p>(Lesson.Exercise) 71.1-6, 72.1-5, 73.1-4, 74.1-6, 75.1-5, 76.1-6, 77.1-5, 78.1-4, 79.1-5, 80.1-3, 81.1-4, 82.1-4, 83.1-4, 84.1-5, 84 Special Project</p> <p>A : Lessons 1-15</p>	<p>A : Activities 1-33</p> <p>CD</p>		
<ul style="list-style-type: none"> Speak clearly and audibly with expression in communicating ideas (i.e., effective rate, volume, pitch, tone, phrasing, tempo). 	<p>B: Lessons 106 Special Project, 111 Special Project, 116 Special Project, 140 Special Project</p> <p>B: (Lesson.Exercise) 131.3, 132.2, 133.2, 134.3, 135.3</p> <p>B: (Lesson.Exercise) 131.B, 132.A, 133.A, 134.B, 135.B</p>	<p>CD</p>		

		<p>A : Lesson 9</p>		
d	Speak in complete sentences with appropriate subject-verb agreement.	<p>B : A: Lessons 35 Special Project, 52 Special Project, 66 Special Project</p> <p>B : B: Lessons 84 Special Project, 106 Special Project, 111 Special Project, 116 Special Project, 140 Special Project</p> <p>A : Lessons 1-15</p>	<p>A : Activities 1, 3, 4, 5, 6, 7, 8, 9, 13, 14, 19, 20, 25, 28, 29, 31, 33</p>	
	1.2: Develop language through viewing media and presenting.			
.	Identify specific purpose(s) for viewing media (i.e., to identify main idea and details, to gain information, distinguish between fiction/nonfiction, distinguish between fact/opinion, form an opinion).	<p>B : B: Lessons 100 Special Project 1, 106 Special Project, 111 Special Project, 116 Special Project, 140 Special Project</p> <p>A : Lessons 1-15</p>	<p>CD</p>	
.	Use a variety of formats (e.g., drama, sharing of books, personal writings, choral readings, informational reports) in presenting with various forms of media (e.g., pictures, posters, charts, ads, newspapers).	<p>A : Lessons 10 Special Project 2, 22 Special Project, 35 Special Project, 52 Special Project, 66 Special Project</p> <p>B : B: Lessons 106 Special Project, 111 Special Project, 116 Special Project, 140 Special Project</p> <p>A : Lessons 10</p>	<p>A : Activities 7, 9, 11,</p>	

Special Project, 22 Special Project, 35
 Special Project, 66 Special Project
 B: Lessons 106
 Special Project, 111 Special Project, 116
 Special Project, 140 Special Project
 A : Lessons 2, 4, 5, 9, 13, 14, 15


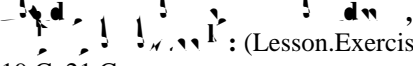
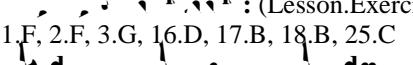
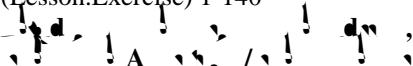
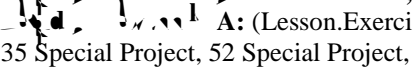


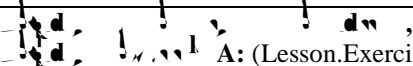
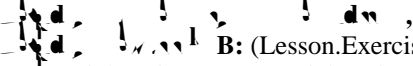
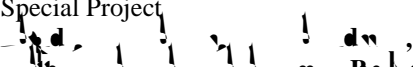

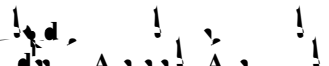

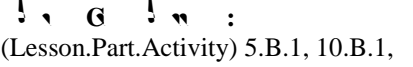
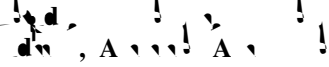
A DA B II: ().

d dII: 100 % d dII: 0 %

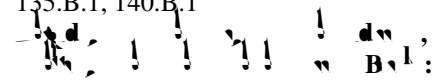
A DA B III: ().

d dIII: 100 % d dIII: 0 %

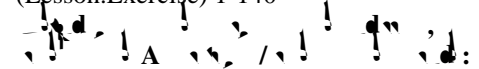
A DA B I :

words. (See kindergarten, first, and second grade.)			
4.3: Spell words correctly.			
<ul style="list-style-type: none"> Use knowledge of word families, patterns, syllabication, and common letter combinations to spell new words. 	<p>  (Lesson.Exercise) 1.6, 2.6, 3.7, 4.7, 16.5, 17.3, 18.3, 19.4, 21.4, 25.4  19.C, 21.C  1.F, 2.F, 3.G, 16.D, 17.B, 18.B, 25.C  (Lesson.Exercise) 1-140  Lessons 1-14 </p>	<p>  A : Activities 1, 3, 4, 5, 6, 7, 8, 9, 13, 14, 19, 20, 25, 28, 29, 31, 33  </p>	
<ul style="list-style-type: none"> Spell correctly grade level compound words, words with plural endings, and common phonograms. 	<p>  A: (Lesson.Exercise) 35 Special Project, 52 Special Project, 66 Special Project  B: (Lesson.Exercise) 84 Special Project, 106 Special Project, 111 Special Project, 116 Special Project, 140 Special Project  (Lesson.Exercise) 1-140  Lessons 1-14 </p>	<p>  A : Activities 1, 3, 4, 5, 6, 7, 8, 9, 13, 14, 19, 20, 25, 28, 29, 31, 33  </p>	
<ul style="list-style-type: none"> Spell an increasing number of high-frequency and irregular words correctly (e.g., friend, square, special). 	<p>  (Lesson.Part.Activity) 5.B.1, 10.B.1, </p>	<p>  </p>	

15.B.1, 20.B.1, 25.B.1, 30.B.1, 35.B.1,
40.B.1, 45.B.1, 50.B.1, 55.B.1, 60.B.1,
65.B.1, 70.B.1, 75.B.1, 80.B.1, 85.B.1,
90.B.1, 95.B.1, 100.B.1, 105.B.1, 110.B.1,
115.B.1, 120.B.1, 125.B.1, 130.B.1,
135.B.1, 140.B.1

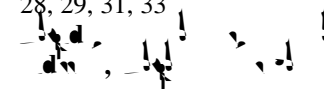


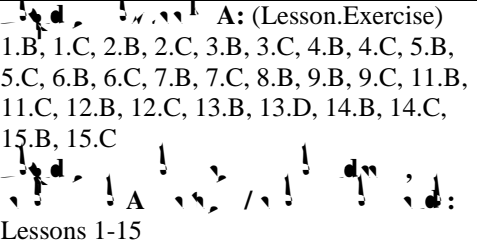
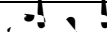

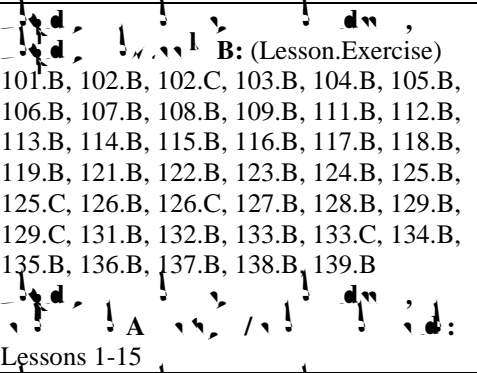

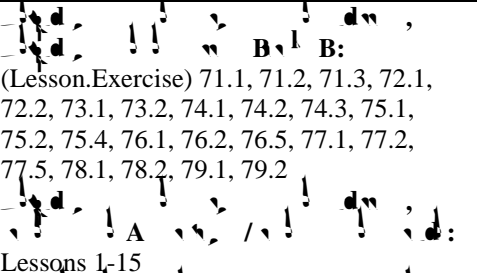
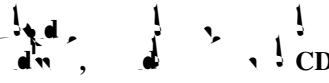


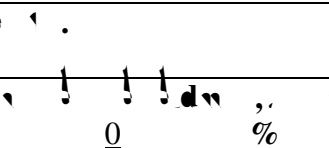
(Lesson.Exercise) 1-140



Lessons 1-14

C : Activities 1, 3, 4,
5, 6, 7, 8, 9, 13, 14, 19, 20, 25,
28, 29, 31, 33



	100%.	 <p>A: (Lesson.Exercise) 1.B, 1.C, 2.B, 2.C, 3.B, 3.C, 4.B, 4.C, 5.B, 5.C, 6.B, 6.C, 7.B, 7.C, 8.B, 9.B, 9.C, 11.B, 11.C, 12.B, 12.C, 13.B, 13.D, 14.B, 14.C, 15.B, 15.C</p> <p>Lessons 1-15</p>		
	5.2: Read aloud grade level text effortlessly with clarity.			
	Read grade level text in meaningful phrases using intonation, expression, and punctuation cues.	 <p>B: (Lesson.Exercise) 101.B, 102.B, 102.C, 103.B, 104.B, 105.B, 106.B, 107.B, 108.B, 109.B, 111.B, 112.B, 113.B, 114.B, 115.B, 116.B, 117.B, 118.B, 119.B, 121.B, 122.B, 123.B, 124.B, 125.B, 125.C, 126.B, 126.C, 127.B, 128.B, 129.B, 129.C, 131.B, 132.B, 133.B, 133.C, 134.B, 135.B, 136.B, 137.B, 138.B, 139.B</p> <p>Lessons 1-15</p>		
	Read with automaticity 300 third grade high-frequency/sight words.	 <p>B, B: (Lesson.Exercise) 71.1, 71.2, 71.3, 72.1, 72.2, 73.1, 73.2, 74.1, 74.2, 74.3, 75.1, 75.2, 75.4, 76.1, 76.2, 76.5, 77.1, 77.2, 77.5, 78.1, 78.2, 79.1, 79.2</p> <p>Lessons 1-15</p>	 <p>CD</p>	
 <p>A DA B I: 100%</p>	 <p>0%</p>	 <p>0%</p>		

B C I & I DICA - 1

G \downarrow , \downarrow S \downarrow E \downarrow (SE)
T \downarrow E \downarrow (TE) (, # ,)

A \downarrow G \downarrow M \downarrow (, # ,)

6.2: Use multiple resources to learn new words by relating them to known words and/or concepts.

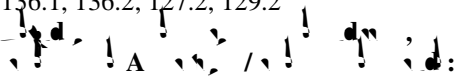
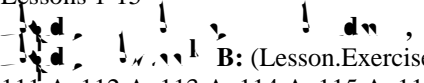
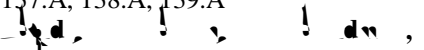
- Use multiple resources to determine the meanings of unknown words (e.g., simple dictionaries, glossaries, beginning thesauruses).

B

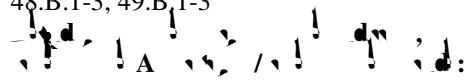

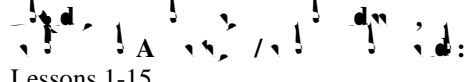
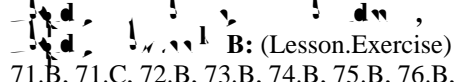
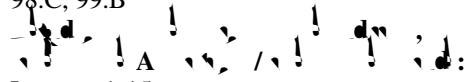
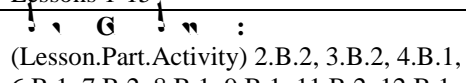
(Lesson.Exercise) 108.2, 109.2, 111.3,
112.3, 113.3, 114.2, 115.2, 116.4, 117.3,
118.3, 118.4, 119.3, 119.4, 120.2, 120.3,
122.4, 123.4, 125.4, 127.4, 129.2

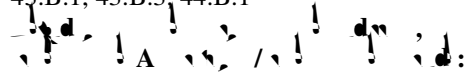

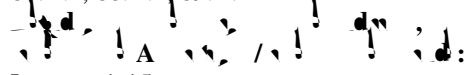
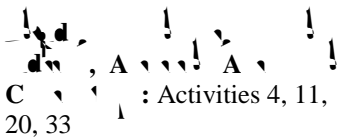

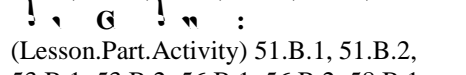
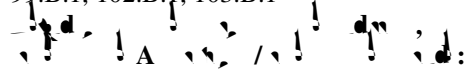


G



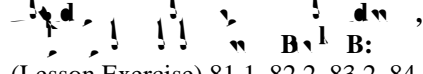
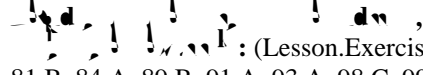
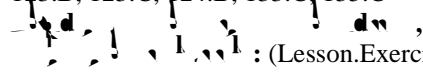
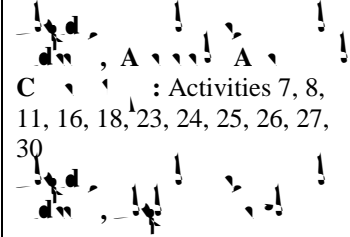
(Lesson.Part.Activity) 121.A.3, 122.A.2,
123.A.2, 124.A.2, 127.A.2, 128.A.2,
129.A.2, 131.A.2, 132.A.1, 133.A.1,

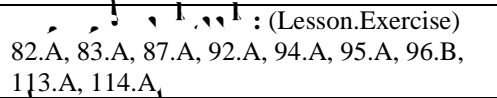
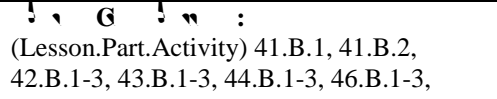
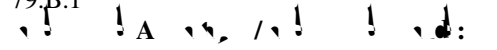


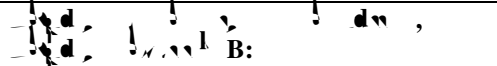
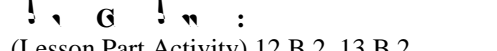

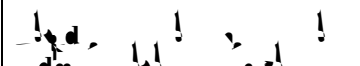
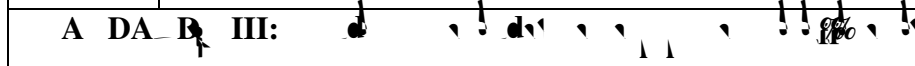
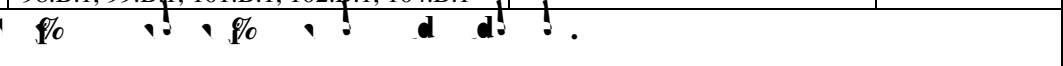


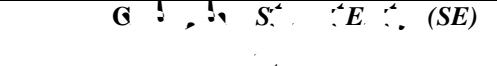
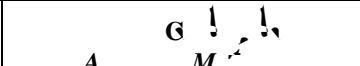
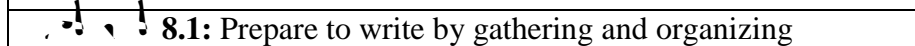
		<p>117.1, 118.1, 119.1, 122.1, 124.1, 126.1, 127.1, 129.1, 131.1, 132.1, 134.1, 134.2, 136.1, 136.2, 127.2, 129.2</p> 		
<p>. . Use context to determine the meaning of unknown key words (e.g., The <u>ferocious</u> dog growled at the children.).</p>		<p>Lessons 1-15</p>  <p>111.A, 112.A, 113.A, 114.A, 115.A, 116.A, 117.A, 118.A, 119.A, 121.A, 122.A, 123.A, 124.A, 125.A, 126.A, 127.A, 128.A, 129.A, 131.A, 132.A, 133.A, 134.A, 135.A, 136.A, 137.A, 138.A, 139.A</p> 		

<p>II: 100%</p> <p>B C I & I DICA</p>		<p>II: 0%</p> <p>G S E (SE)</p> <p>T E (TE) (, # ,)</p> <p>A G M (, # ,)</p> <p>N TE, SE</p>	
<p>7.1: Identify purposes of text.</p>			
<p>Identify purpose for reading.</p>	<p>(Lesson.Part.Activity) 2.B.2, 3.B.2, 4.B.1, 6.B.1, 7.B.2, 8.B.1, 9.B.1, 11.B.2, 12.B.1, 13.B.1, 14.B.1, 16.B.1, 17.B.2, 19.B.1, 21.B.2, 22.B.2, 26.B.2, 27.B.2, 28.B.2, 29.B.2, 31.B.2, 32.B.1, 32.B.2, 33.B.1, 33.B.3, 34.B.1, 34.B.2</p> <p>Lessons 1-15</p>		
<p>Identify author's purpose.</p>	<p>(Lesson.Part.Activity), 52.B.2, 53.B.1, 54.B.2, 56.B.1, 57.B.1, 58.B.1, 59.B.1, 61.B.1, 62.B.2, 63.B.1, 64.B.2, 66.B.1, 68.B.1, 69.B.1, 81.B.2, 82.B.2, 91.B.1, 93.B.1, 96.B.1, 99.B.1, 103.B.1, 106.B.1, 109.B.1, 112.B.1, 114.B.1, 131.B.1, 138.B.1, 139.B.1</p> <p>Lessons 3, 5.1</p>		
<p>7.2: Apply strategies to comprehend text.</p>			

		<p>(Lesson.Part.Activity) 21.B.2, 22.B.2, 26.B.2, 27.B.2, 28.B.2, 29.B.2, 31.B.2, 32.B.1, 32.B.2, 33.B.1, 33.B.3, 34.B.1, 34.B.2, 36.B.1, 37.B.1, 38.B.1, 38.B.2, 39.B.1, 39.B.2, 41.B.1, 41.B.2, 42.B.1-3, 43.B.1-3, 44.B.1-3, 46.B.1-3, 47.B.1-3, 48.B.1-3, 49.B.1-3</p>  <p>Lessons 1 -15</p>		
. .	Generate questions about text (e.g., factual, inferential, evaluative).	 <p>(Lesson.Exercise) 71.4, 71.5, 72.4, 73.3, 74.4, 75.3, 76.3, 77.3, 78.3, 79.3, 79.4, 80.2, 81.3, 82.3, 83.4, 84.3, 84.4, 85.3</p>  <p>Lessons 1-15</p>		
.	Form mental pictures to aid understanding of text.	 <p>B: (Lesson.Exercise) 71.B, 71.C, 72.B, 73.B, 74.B, 75.B, 76.B, 77.B, 78.B, 79.B, 79.C, 81.B, 82.B, 83.B, 84.B, 84.C, 85.B, 86.B, 86.C, 87.B, 88.B, 89.B, 89.C, 91.B, 91.C, 92.B, 92.C, 93.B, 94.B, 95.B, 95.C, 96.B, 96.C, 97.B, 98.B, 98.C, 99.B</p>  <p>Lessons 1-15</p>		
d	Make and confirm predictions while reading using title, picture clues, text and/or prior knowledge.	 <p>G :</p> <p>(Lesson.Part.Activity) 2.B.2, 3.B.2, 4.B.1, 6.B.1, 7.B.2, 8.B.1, 9.B.1, 11.B.2, 12.B.1, 13.B.1, 14.B.1, 16.B.1, 17.B.2, 19.B.1, 21.B.2, 22.B.2, 26.B.2, 27.B.2, 28.B.2, 29.B.2, 31.B.2, 32.B.1, 32.B.2, 33.B.1, 33.B.3, 34.B.1, 34.B.2, 36.B.1, 37.B.1, 38.B.1, 39.B.1, 41.B.1, 42.B.1, 42.B.3,</p>		

		43.B.1, 43.B.3, 44.B.1  Lessons 1-15		
	Make inferences and draw conclusions from text.	(Lesson.Part.Activity) 51.B.1, 51.B.2, 52.B.2, 53.B.1, 53.B.2, 54.B.2, 56.B.1, 56.B.2, 57.B.1, 58.B.1, 58.B.2, 59.B.1, 61.B.2, 62.B.2, 63.B.1, 64.B.2, 66.B.1, 68.B.1, 69.B.1, 71.B.1, 72.B.1, 73.B.1, 74.B.1, 76.B.1, 77.B.1, 78.B.1, 79.B.1, 81.B.2, 82.B.1, 82.B.2, 83.B.2, 84.B.1, 87.B.1, 88.B.1, 89.B.1  Lessons 1-15	 C : Activities 4, 11, 20, 33	
	Identify topic/main idea from text; note details.	(Lesson.Exercise) 116.3, 117.4, 118.3, 119.3, 121.4, 122.3, 123.3, 124.3, 125.3, 125.4, 126.2, 126.3, 127.3, 128.3, 129.3, 129.4, 131.3, 132.3, 133.3, 133.4, 134.3, 135.3, 135.4, 136.3, 137.2, 138.2, 139.2  (Lesson.Part.Activity) 51.B.1, 51.B.2, 53.B.1, 53.B.2, 56.B.1, 56.B.2, 58.B.1, 58.B.2, 61.B.2, 63.B.1, 66.B.1, 69.B.1, 81.B.1, 91.B.1, 93.B.1, 96.B.1, 98.B.1, 99.B.1, 102.B.1, 103.B.1  Lessons 1-15		
	Summarize important ideas/events; summarize supporting details in sequence.	(Lesson.Part.Activity) 81.B.1, 82.B.1, 82.B.2, 83.B.1, 83.B.2, 84.B.1, 86.B.1, 87.B.1, 88.B.1, 89.B.1, 106.B.1, 107.B.1, 108.B.1, 109.B.1, 111.B.1, 112.B.1		

		<p>113.B.1, 114.B.1, 116.B.1, 119.B.1, 121.B.1, 124.B.1, 127.B.1, 128.B.1, 129.B.1, 131.B.1, 132.B.1, 137.B.1, 139.B.1</p>  <p>Lessons 1-15</p>		
	<p>• Monitor and clarify understanding applying fix-up strategies while interacting with text.</p>	<p>G : (Lesson.Part.Activity) 106.B.1, 107.B.1, 108.B.1, 109.B.1, 111.B.1, 112.B.1, 113.B.1, 114.B.1, 116.B.1, 119.B.1, 121.B.1, 124.B.1, 127.B.1, 128.B.1, 129.B.1, 131.B.1, 132.B.1, 137.B.1, 139.B.1</p>  <p>Lessons 1-15</p>		
	<p>• Compile information from text.</p>	<p>B: (Lesson.Exercise) 100 Special Project, 106 Special Project, 111 Special Project, 116 Special Project, 140 Special Project</p>  <p>B: B: (Lesson.Exercise) 81.1, 82.2, 83.2, 84.2, 87.2, 89.3, 91.1, 92.2, 93.2, 94.2, 95.2, 96.3, 98.4, 99.4, 111.3, 112.3, 113.3, 114.2, 118.4, 119.4, 120.2, 121.2, 122.3, 123.3, 123.4, 124.3, 133.4, 135.4</p>  <p>: (Lesson.Exercise) 81.B, 84.A, 89.B, 91.A, 93.A, 98.C, 99.C, 112.A, 118.C, 119.B, 120.A, 121.B, 122.B, 123.B, 123.C, 124.B, 133.C, 135.C</p>  <p>: (Lesson.Exercise) 82.A, 83.A, 87.A, 92.A, 94.A, 95.A, 96.B,</p>	 <p>C : Activities 7, 8, 11, 16, 18, 23, 24, 25, 26, 27, 30</p>	

		 : (Lesson.Exercise) 82.A, 83.A, 87.A, 92.A, 94.A, 95.A, 96.B, 113.A, 114.A		
d	Identify different structures in text (e.g., problem/solution, compare/contrast).	 : (Lesson.Part.Activity) 41.B.1, 41.B.2, 42.B.1-3, 43.B.1-3, 44.B.1-3, 46.B.1-3, 47.B.1-3, 48.B.1-3, 49.B.1, 49.B.2, 51.B.1, 51.B.2, 52.B.2, 53.B.1, 53.B.2, 54.B.2, 56.B.1, 56.B.2, 57.B.1, 58.B.1, 58.B.2, 59.B.1, 61.B.2, 62.B.2, 63.B.1, 64.B.2, 66.B.1, 68.B.1, 69.B.1, 71.B.1, 72.B.1, 73.B.1, 74.B.1, 76.B.1, 77.B.1, 78.B.1, 79.B.1  Lessons 1-15	 A  A C : Activities 4, 11, 20, 33	
.j	Locate facts from a variety of informational texts (e.g. newspapers, magazines, books, other resources).	 B: (Lesson.Exercise)71.B, 79.B, 84.B, 86.B, 89.B, 91.B, 92.B, 95.B, 96.B, 98.B, 102.B, 125.B, 126.B, 129.B, 133.B, 125.B  G : (Lesson.Part.Activity) 12.B.2, 13.B.2, 14.B.2, 16.B.2, 17.B.2, 18.B.1, 19.B.2, 92.B.1, 93.B.1, 94.B.1, 96.B.1, 97.B.1, 98.B.1, 99.B.1, 101.B.1, 102.B.1, 104.B.1	 B:  G :	
 A DA B III:				
 d d III: 100 %		 d d III: 0 %		
B C I & I DICA		 G S E (SE)	 G M (#)	N TE, SE
 8.1: Prepare to write by gathering and organizing				

information and ideas (pre-writing).			
--------------------------------------	--	--	--

- Generate ideas for writing by reading, discussing literature and informational text, and reflecting on personal experiences.

! d , ! r ! d n ,

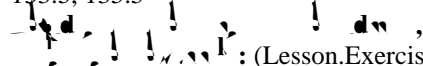

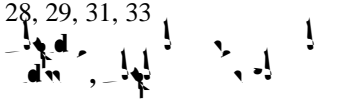

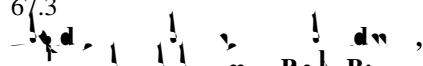
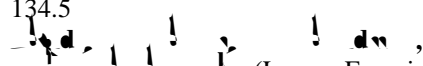
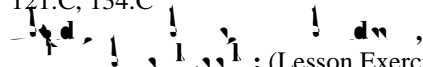
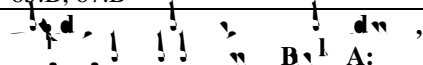
		71.D, 73.D, 75.D, 77.D, 79.D, 81.C, 83.D, 85.D, 87.D, 89.D, 91.D, 93.D, 95.D, 97.D, 99.D, 101.C, 103.D, 105.D, 107.C, 109.C, 110.A, 111.A, 111.D, 113.B, 115.D, 116.D, 117.C, 121.D, 123.D, 125.D, 131.Bb, 133.D, 135.D		
. .	Use voice to fit the purpose and audience.	<p>B, B: (Lesson.Exercise) 84 Special Project, 106 Special Project, 111 Special Project, 116 Special Project, 140 Special Project</p> <p>B: (Lesson.Exercise) 84 Special Project, 106 Special Project, 111 Special Project, 116 Special Project, 140 Special Project</p> <p>G: (Lesson.Part.Activity) 105.B.1, 110.B.1, 115.B.1, 120.B.1, 125.B.1, 130.B.1, 135.B.1, 140.B.1</p>	<p>A, A, C : Activities 1, 3, 4, 5, 6, 7, 8, 9, 13, 14, 19, 20, 25, 28, 29, 31, 33</p>	

. Use strong verbs and vivid language.

B, A:
(Lesson.Ex) 52

B, B:
(Lesson.Ex) 5C6.6(s)5.5c-0.0011 Tw799s99s n3(3,-7.7e20799-0.1(eRe2079796ial Project)]Tj0 -1.156

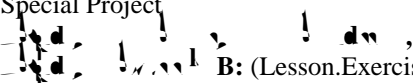
3

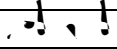
		<p>121.4, 123.5, 125.5, 127.5, 129.4, 131.5, 133.5, 135.5</p>  <p>(Lesson.Exercise)</p> <p>111.A, 111.D, 113.B, 115.D, 116.D, 117.C, 121.D, 123.D, 125.D, 131.Bb, 133.D, 135.D</p>  <p>(Lesson.Part.Activity) 90.B.1, 95.B.1, 100.B.1, 105.B.1, 110.B.1, 115.B.1, 120.B.1, 125.B.1, 130.B.1, 135.B.1, 140.B.1</p>	<p>28, 29, 31, 33</p> 	
	<p>8.3: Revise by elaborating and clarifying written draft.</p>			
	<ul style="list-style-type: none"> Revise draft to add details, strengthen word choice, clarify main idea, and reorder content. 	 <p>(Lesson.Exercise) 62.4, 63.4, 64.4, 65.3, 67.3</p>  <p>(Lesson.Exercise) 102.4, 104.5, 106.5, 107.5, 108.5, 110.3, 110.4, 111.2, 112.5, 114.3, 114.5, 116.2, 119.5, 121.3, 122.5, 124.5, 126.5, 128.5, 130.2, 132.5, 134.4, 134.5</p>  <p>(Lesson.Exercise) 62.D, 63.C, 64.C, 102.C, 104.D, 106.C, 107.C, 110.A, 110.B, 111.A, 114.B, 116.A, 121.C, 134.C</p>  <p>(Lesson.Exercise) 65.B, 67.B</p>		
	<ul style="list-style-type: none"> Enhance fluency by using a variety of complete sentences (i.e., varied sentence length, simple and complex sentences). 	 <p>(Lesson.Exercise) 1.6, 2.6, 3.7, 4.7, 5.1, 5.7, 6.1, 6.6, 7.1, 7.3, 7.6, 7.7, 8.1, 8.2, 8.3, 9.1, 9.3, 9.8, 10.1, 11.1, 11.5, 12.3, 12.7, 13.3,</p>		

14.2, 14.6, 15.2, 16.4, 16.7, 17.2, 18.2,
18.7, 20.3
- 1. 2. 3. 4. 5. 6. 7. 8. 9. 10. 11. 12. 13. 14. 15. 16. 17. 18. 19. 20. 21. 22. 23. 24. 25. 26. 27. 28. 29. 30. 31. 32. 33. 34. 35. 36. 37. 38. 39. 40. 41. 42. 43. 44. 45. 46. 47. 48. 49. 50. 51. 52. 53. 54. 55. 56. 57. 58. 59. 60. 61. 62. 63. 64. 65. 66. 67. 68. 69. 70. 71. 72. 73. 74. 75. 76. 77. 78. 79. 80. 81. 82. 83. 84. 85. 86. 87. 88. 89. 90. 91. 92. 93. 94. 95. 96. 97. 98. 99. 100.

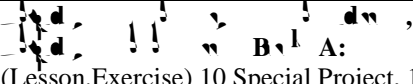
| | | | | |
|---|--|---|--|--|
| | | <p>B: (Lesson.Exercise) 84 Special Project, 106 Special Project, 111 Special Project, 116 Special Project, 140 Special Project</p> | | |
| | <p>8.4: Edit written draft for conventions.</p> | | | |
| <ul style="list-style-type: none"> Edit writing for correct capitalization and punctuation (i.e., capitals in holidays, titles, dates, greetings and closings of letters, personal titles, contractions, abbreviations). | <p>(Lesson.Exercise) 52.7, 53.3, 54.5, 55.2, 55.3, 56.3, 56.6, 58.3, 58.6, 59.3, 60.5, 62.6, 64.3, 64.6, 65.4, 66.6, 67.2, 68.2, 68.6, 69.2, 70.4</p> <p>B: (Lesson.Exercise) 72.6, 74.3, 74.6, 76.6, 78.3, 78.6, 80.2, 80.5, 92.6, 84.7, 86.5, 88.6, 90.5, 92.6, 94.6, 96.6, 98.5, 100.2, 102.4, 104.5, 106.5</p> <p>: (Lesson.Exercise) 23.D, 24.D, 25.D, 26.D, 27.D, 28.D, 29.D, 31.C, 32.C, 35.D, 36.C, 38.C, 44.A, 55.A, 55.B, 78.B, 102.C, 104.D, 106.D</p> <p>(Lesson.Exercise) 53.B, 56.B, 58.B, 59.B, 64.B, 65.C, 67.A, 68.A, 69.A, 74.B, 78.B</p> <p>G: (Lesson.Part.Activity) 5.B.1, 10.B.1, 15.B.1, 20.B.1, 25.B.1, 30.B.1, 35.B.1, 40.B.1, 45.B.1, 50.B.1, 55.B.1, 60.B.1, 65.B.1, 70.B.1, 75.B.1, 80.B.1, 85.B.1, 90.B.1, 95.B.1, 100.B.1, 105.B.1, 110.B.1,</p> | | | |
| <ul style="list-style-type: none"> Edit for spelling of grade level-appropriate words. | | | | |

- Edit for standard grammar (e.g., subject-verb agreement, verb tense, comparatives, superlatives, pronouns).

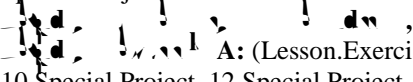
| | | | | |
|--|--|--|--|--|
| | | <p>Special Project</p>  <p>B: (Lesson.Exercise)
84 Special Project, 106 Special Project, 111
Special Project, 116 Special Project, 140
Special Project</p> | | |
|--|--|--|--|--|

 **8.5:** Use fluent and legible handwriting to communicate.

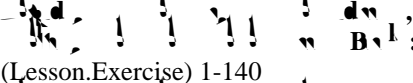
- Write using upper- and lower-case cursive letters using proper form, proportions, and spacing.




A:
(Lesson.Exercise) 10 Special Project, 12
Special Project, 22 Special Project, 35
Special Project, 52 Special Project, 66
Special Project




A: (Lesson.Exercise)
10 Special Project, 12 Special Project, 22
Special Project, 35 Special Project, 66
Special Project





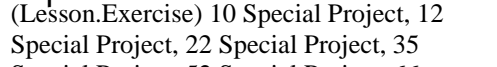

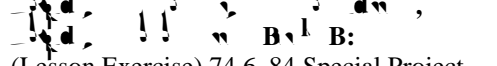

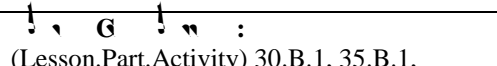
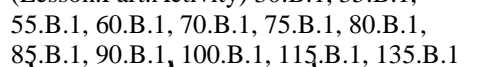

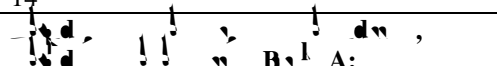
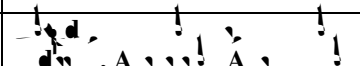
B:
(Lesson.Exercise) 1-140



A:
Lessons 1-14



C: Activities 1-33

| | | | | |
|--|--|---|---|--|
| | |  <p>Lessons 1-14</p> | | |
| | <ul style="list-style-type: none"> Produce legible documents with cursive handwriting. |  <p>(Lesson.Exercise) 10 Special Project, 12 Special Project, 22 Special Project, 35 Special Project, 52 Special Project, 66 Special Project</p>  <p>(Lesson.Exercise) 74.6, 84 Special Project, 100 Special Project, 106 Special Project, 111 Special Project, 116 Special Project, 140 Special Project</p>  <p>(Lesson.Exercise) 10 Special Project, 12 Special Project, 22 Special Project, 35 Special Project, 66 Special Project</p>  <p>(Lesson.Exercise) 74.D, 84 Special Project, 100 Special Project, 106 Special Project, 111 Special Project, 116 Special Project, 140 Special Project</p> |  | |
| | <ul style="list-style-type: none"> 8.6: Write in different forms and genres. | | | |
| | <ul style="list-style-type: none"> Produce personal writing (e.g., journals, friendly notes and letters, personal experiences, family stories, literature responses). |  <p>(Lesson.Part.Activity) 30.B.1, 35.B.1, 55.B.1, 60.B.1, 70.B.1, 75.B.1, 80.B.1, 85.B.1, 90.B.1, 100.B.1, 115.B.1, 135.B.1</p>  <p>Lessons 1, 2, 3, 4, 5, 6, 7, 8, 10, 11, 12, 13, 14</p> |  <p>Activities 4, 13</p> | |
| | <ul style="list-style-type: none"> Produce traditional and imaginative stories, narrative and |  |  | |

| | | | | |
|---|---|--|--|--|
| | formula poetry. | (Lesson.Exercise) 52 Special Project
B, B:
(Lesson.Exercise) 84 Special Project
B: (Lesson.Exercise)
84 Special Project | C : Activities 4, 13 | |
| . | Produce informational text (e.g., explanation of a complex process---math/journals, observations, content area reports, summaries). | G :
(Lesson.Part.Activity) 10.B.1, 20.B.1,
25.B.1, 40.B.1, 45.B.1, 50.B.1, 95.B.1,
105.B.1, 120.B.1, 125.B.1, 140.B.1
A /
Lessons 9, 12 | A A
C : Activities 1, 3, 5,
7, 8, 25, 31 | |
| d | Produce writing to persuade (e.g., expressing opinions with supporting data). | B, B:
(Lesson.Exercise) 109.5, 110.4, 111.5,
112.5, 113.4
(Lesson.Exercise)
109.C, 110.B, 111.D, 113.B
G :
(Lesson.Part.Activity) 100.B.1, 105.B.1,
130.B.1 | A A
C : Activities 14, 29 | |
| ! | Produce functional text (e.g., newspaper and newsletter articles). | B, A:
(Lesson.Exercise) 52 Special Project, 66
Special Project
B, B:
(Lesson.Exercise) 84 Special Project
Reading Textbook A: () 52
, 66
Reading Textbook B: () 84
G :
(Lesson.Part.Activity) 5.B.1 | A A
C : Activities 6, 16,
18 | |

| | | | | |
|--|--|---|--|--|
| | | Special Project
B: (Lesson.Exercise)
84 Special Project, 106 Special Project, 111
Special Project, 116 Special Project, 140
Special Project | | |
|--|--|---|--|--|